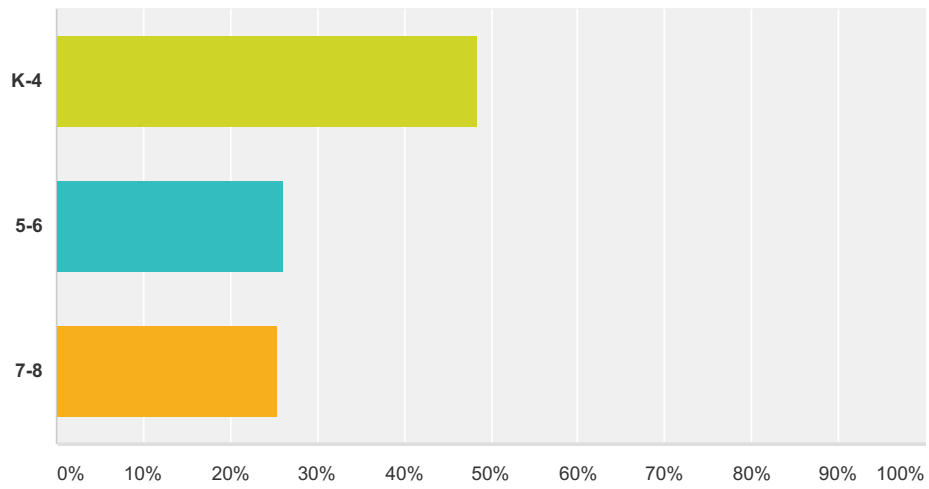


Q1 What grade level(s) do you teach? (Answer all that apply)

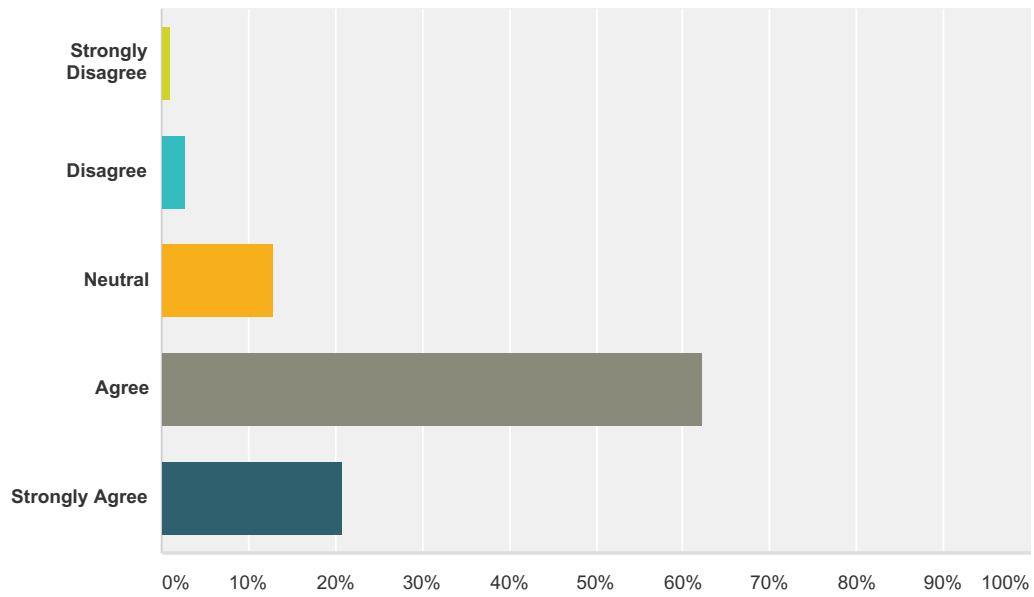
Answered: 303 Skipped: 1



Answer Choices	Responses
K-4	48.51% 147
5-6	26.07% 79
7-8	25.41% 77
Total	303

Q2 My students feel included in the school community.

Answered: 286 Skipped: 18



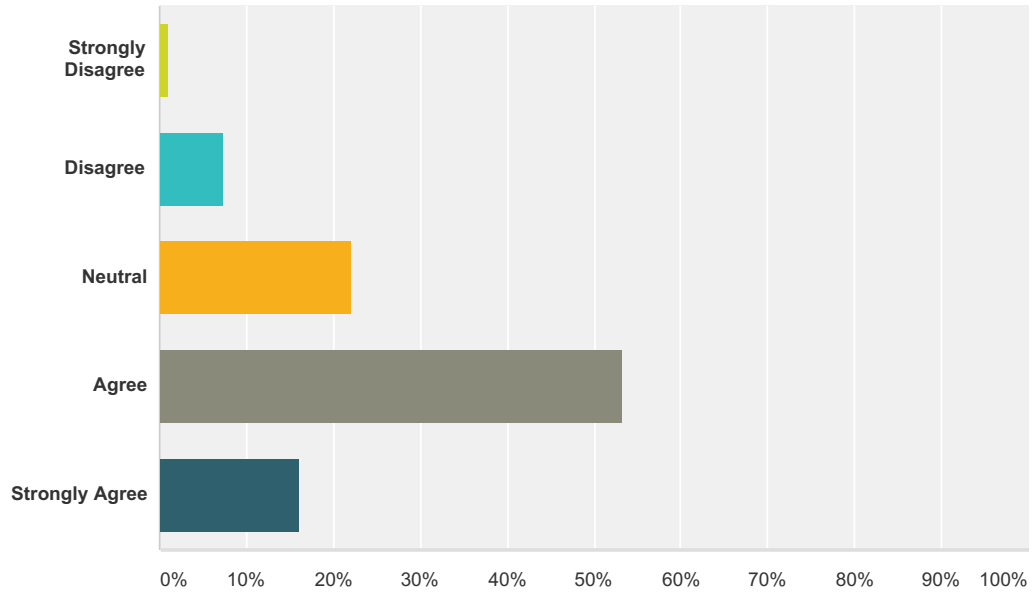
Answer Choices	Responses	Count
Strongly Disagree	1.05%	3
Disagree	2.80%	8
Neutral	12.94%	37
Agree	62.24%	178
Strongly Agree	20.98%	60
Total		286

Q3 Please comment below (optional):

Answered: 29 Skipped: 275

Q4 Students of different backgrounds/opinions/learning styles feel included in our school community.

Answered: 285 Skipped: 19



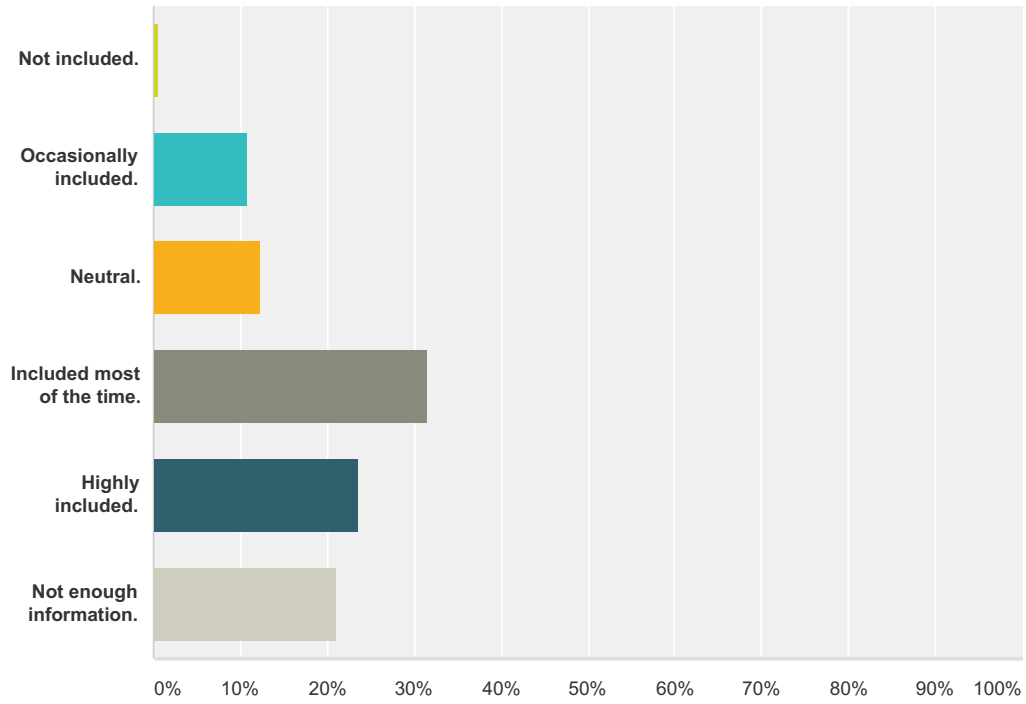
Answer Choices	Responses
Strongly Disagree	1.05% 3
Disagree	7.37% 21
Neutral	22.11% 63
Agree	53.33% 152
Strongly Agree	16.14% 46
Total	285

Q5 Please comment below (optional):

Answered: 27 Skipped: 277

Q6 Please indicate the level of inclusion that each group feels: Students of different racial backgrounds feel:

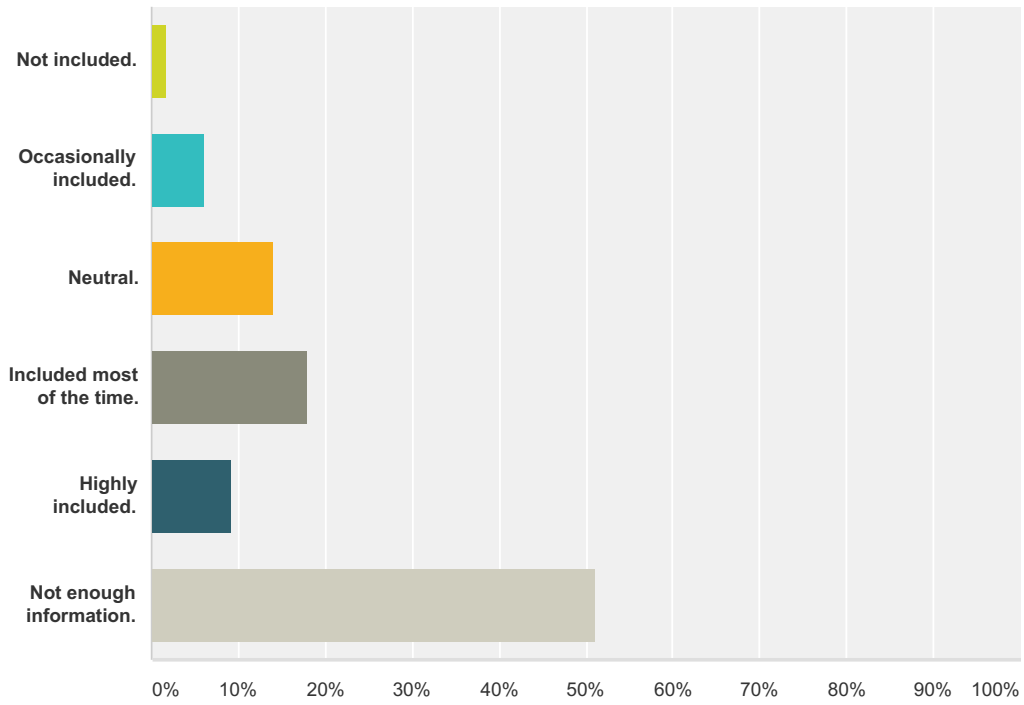
Answered: 285 Skipped: 19



Answer Choices	Responses
Not included.	0.70% 2
Occasionally included.	10.88% 31
Neutral.	12.28% 35
Included most of the time.	31.58% 90
Highly included.	23.51% 67
Not enough information.	21.05% 60
Total	285

Q7 Students who identify as LGBT feel:

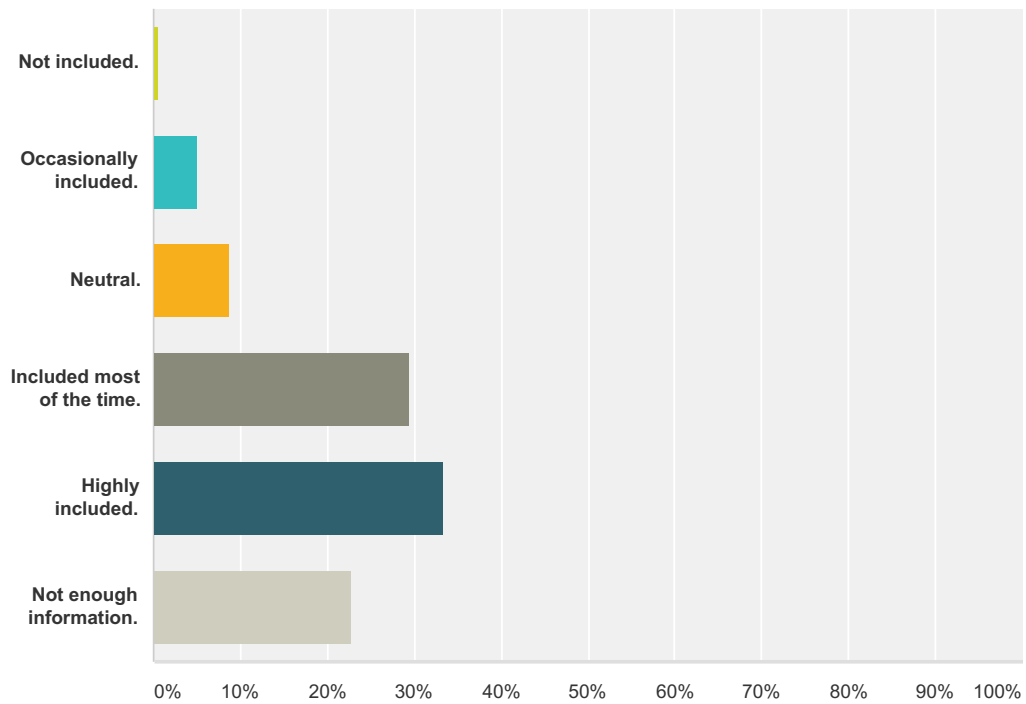
Answered: 284 Skipped: 20



Answer Choices	Responses
Not included.	1.76% 5
Occasionally included.	5.99% 17
Neutral.	14.08% 40
Included most of the time.	17.96% 51
Highly included.	9.15% 26
Not enough information.	51.06% 145
Total	284

Q8 Students who identify with different religious backgrounds feel:

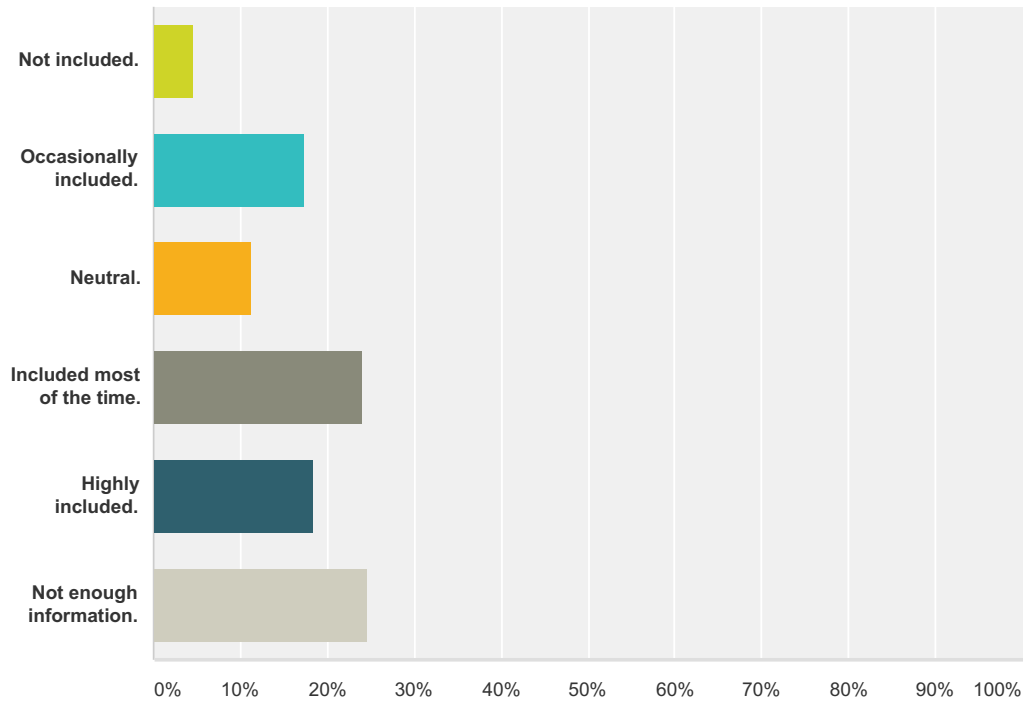
Answered: 285 Skipped: 19



Answer Choices	Responses	
Not included.	0.70%	2
Occasionally included.	4.91%	14
Neutral.	8.77%	25
Included most of the time.	29.47%	84
Highly included.	33.33%	95
Not enough information.	22.81%	65
Total		285

Q9 Students from lower socioeconomic backgrounds feel:

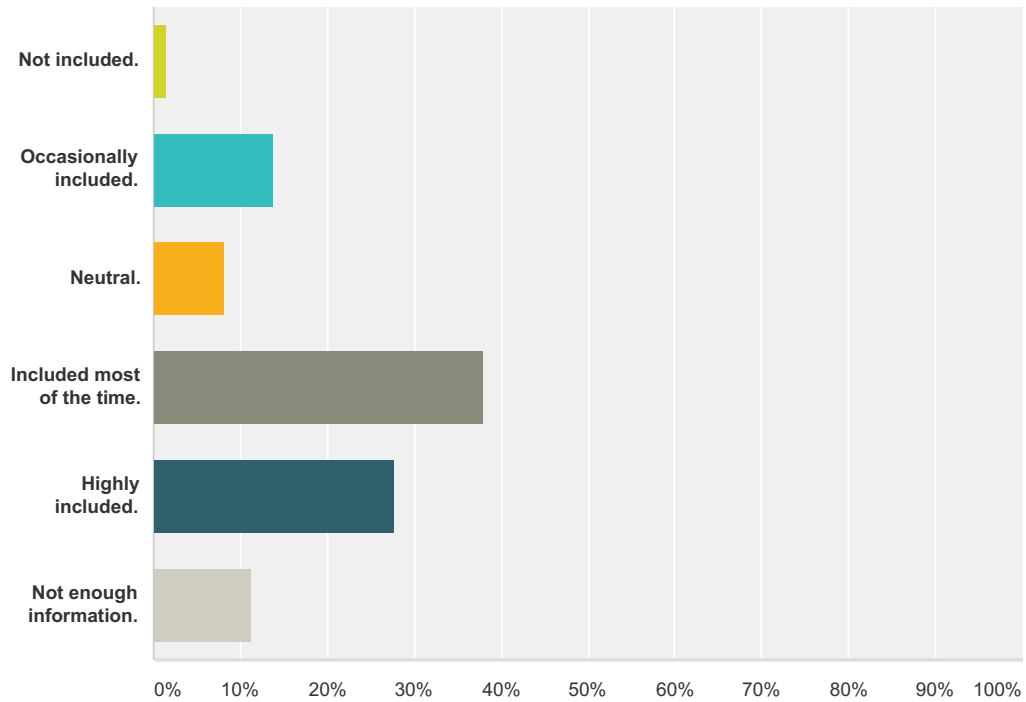
Answered: 284 Skipped: 20



Answer Choices	Responses	
Not included.	4.58%	13
Occasionally included.	17.25%	49
Neutral.	11.27%	32
Included most of the time.	23.94%	68
Highly included.	18.31%	52
Not enough information.	24.65%	70
Total		284

Q10 Students with unique physical, cognitive, medical, or emotional needs feel:

Answered: 285 Skipped: 19



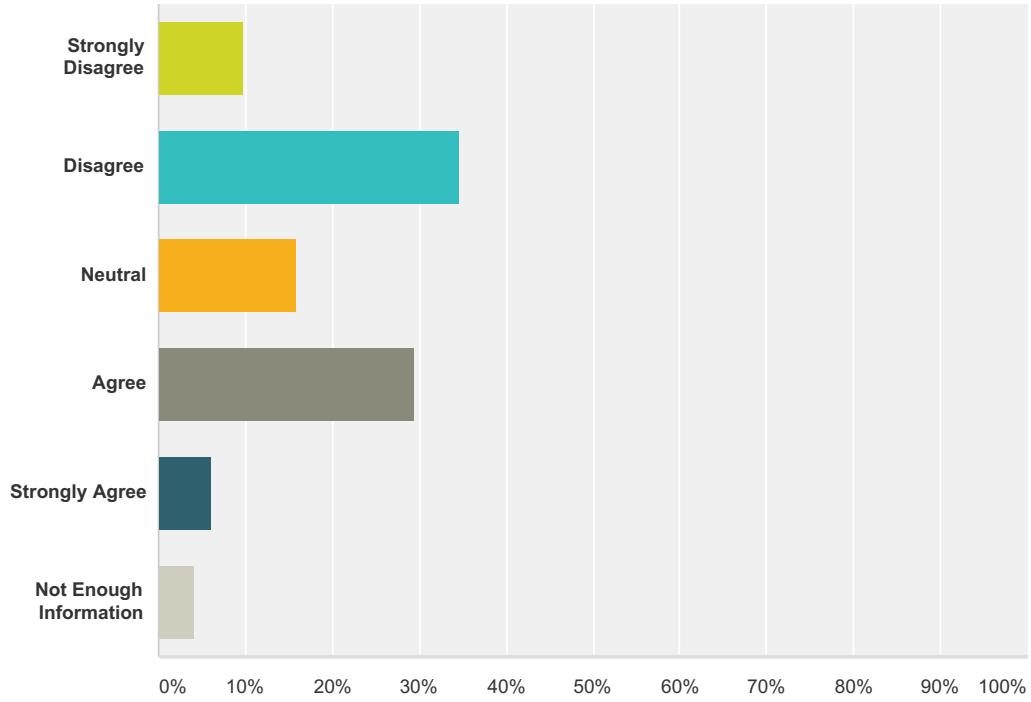
Answer Choices	Responses
Not included.	1.40% 4
Occasionally included.	13.68% 39
Neutral.	8.07% 23
Included most of the time.	37.89% 108
Highly included.	27.72% 79
Not enough information.	11.23% 32
Total	285

Q11 Please share any additional insights you have regarding students at your school and their sense of belonging or inclusion.

Answered: 30 Skipped: 274

Q12 I have students who regularly display socially or emotionally negative feelings about their experiences at school.

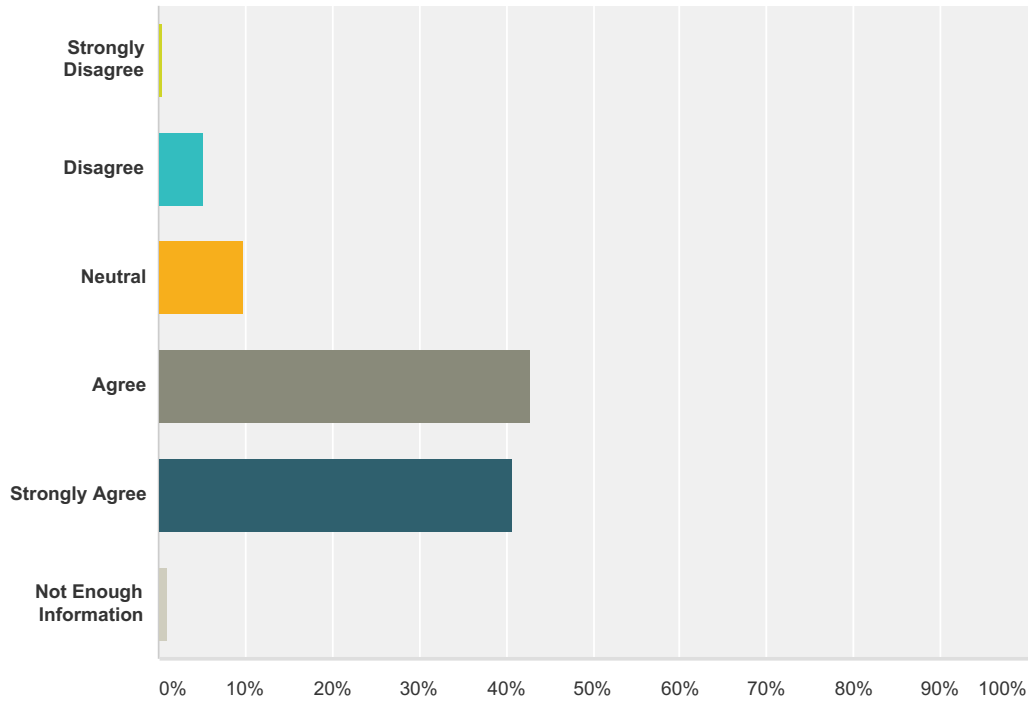
Answered: 285 Skipped: 19



Answer Choices	Responses
Strongly Disagree	9.82% 28
Disagree	34.74% 99
Neutral	15.79% 45
Agree	29.47% 84
Strongly Agree	5.96% 17
Not Enough Information	4.21% 12
Total	285

Q13 I feel like our school has services available to support students varying social and emotional needs.

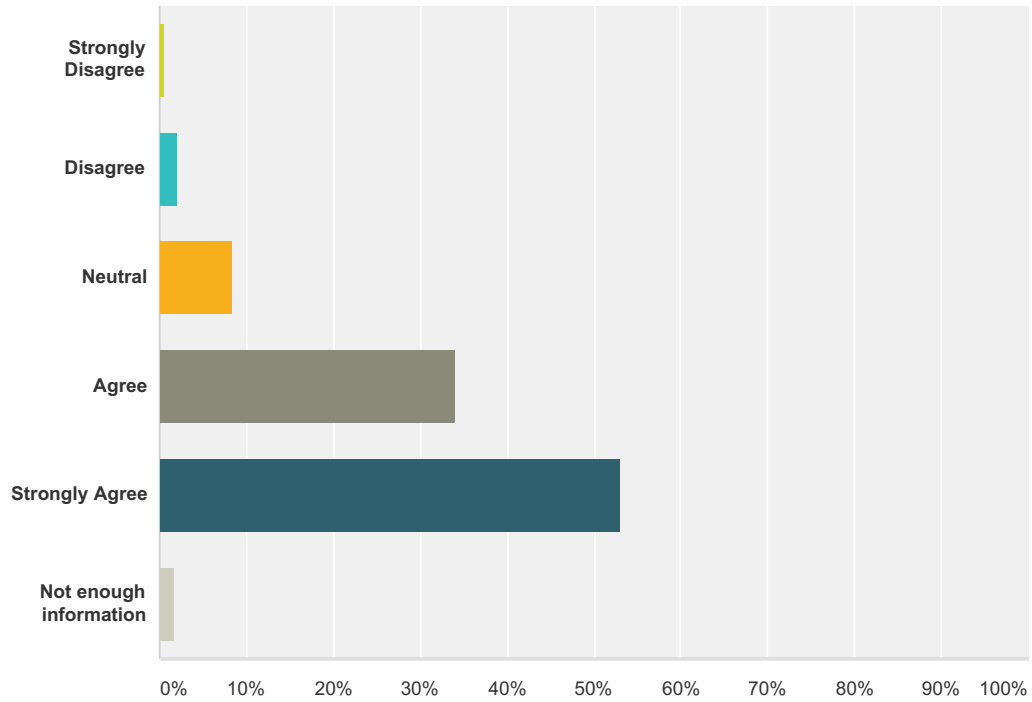
Answered: 285 Skipped: 19



Answer Choices	Responses
Strongly Disagree	0.35% 1
Disagree	5.26% 15
Neutral	9.82% 28
Agree	42.81% 122
Strongly Agree	40.70% 116
Not Enough Information	1.05% 3
Total	285

Q14 If I have a student with a social emotional conflict, I feel comfortable reaching out to other resources in the school for support.

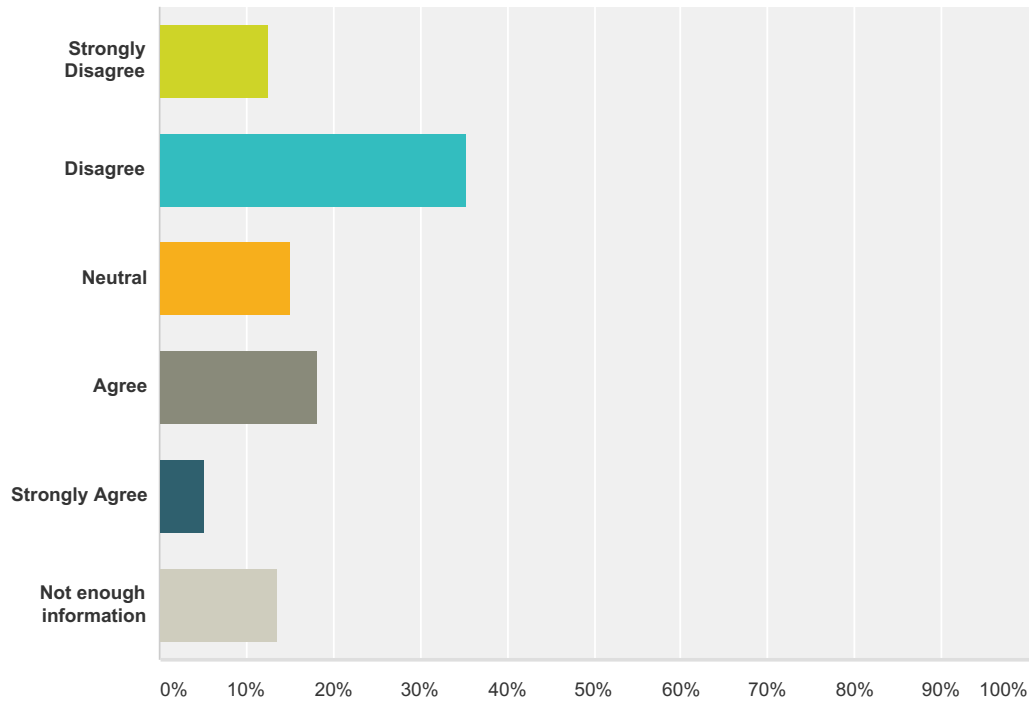
Answered: 285 Skipped: 19



Answer Choices	Responses
Strongly Disagree	0.70% 2
Disagree	2.11% 6
Neutral	8.42% 24
Agree	34.04% 97
Strongly Agree	52.98% 151
Not enough information	1.75% 5
Total	285

Q15 I have had students who have felt verbally harassed repeatedly at school.

Answered: 286 Skipped: 18



Answer Choices	Responses	Count
Strongly Disagree	12.59%	36
Disagree	35.31%	101
Neutral	15.03%	43
Agree	18.18%	52
Strongly Agree	5.24%	15
Not enough information	13.64%	39
Total		286